

LANDOLL CORPORATION, Drexel Division
 1900 North Street • Marysville, KS 66508
 Phone: 785-562-5381 • Fax: 785-562-4853
 www.landoll.com

STANDARD FEATURES

- Four-wheel configuration - front wheel drive; rear wheel steering
- High visibility mast, 3 or 4 stage
- 90° pivoting and shifting mast
- 36 volt electrical system
- Safety driver's seat switch, cuts power
- Seat belts
- 4-wheel hydraulic brakes
- Hand actuated parking brake
- GE "SCR" controls
- Battery discharge indicator with lift interrupt
- Type "E" construction
- Hydrostatic power steering
- No-Spin differential
- Automatic return-to-neutral
- SB 350 gray battery connector
- 56" (142cm) wide drive axle, SL-88 only
- Battery compartment covers
- Key switch
- Overhead guard
- Polyurethane drive tires (2)
- Polyurethane steer tires (2)
- Horizontal fork indicator
- Tail/stop light
- Load backrest

OPTIONAL FEATURES

- Strobe warning light
- Flashing backup light in amber, red, yellow and blue
- Headlights, mast or overhead guard mounted
- Backup alarm
- Type "EE" construction
- Drexel Hi-Low freezer package
- Battery compartment rollers
- Electronic wire guidance
- Seat actuated parking brake
- Single or dual hydraulics
- Fire Extinguisher
- Long load handling package
- Additional shift - up to 44" (112cm)
- 56" (142cm) wide drive axle, SL-66

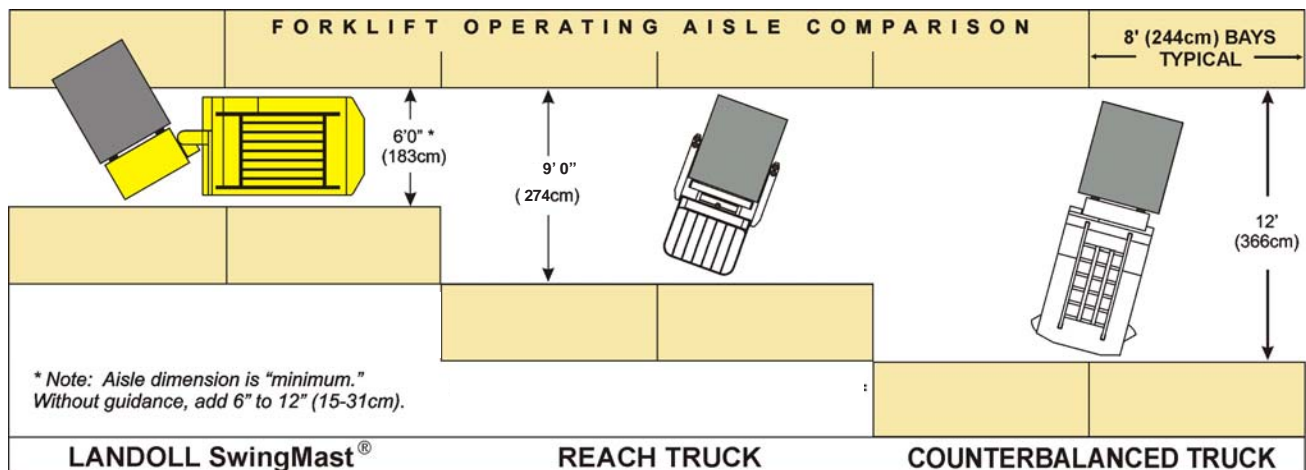


RECOMMENDED BATTERY SPECIFICATIONS

Battery Type	Volts	Amp. Hours	Nominal Size
Flooded or sealed	36V	1,275	38-3/4" x 36-3/4" x 22-5/8" (98 x 93 x 58cm)

- Dealer will select battery size based on the application.
- Usage hours will vary with load weight, number of lift cycles, lift height, attachment use and travel distance.
- Battery compartment inside dimensions – 39" x 37-3/8" x 23" (99 x 95 x 58cm)
- Battery model 18-85-31, with SB 350 connector – gray for 36V; 24" (61cm) leads; type 4/0 flexible cable; weight: 3,900lbs. (1,769kg) minimum; 4,310lbs. (1,955kg) maximum

The specifications contained in this brochure are subject to change at anytime without notice. Actual dimensions and performance data given herein may vary due to manufacturing tolerances. If any specification is critical to your application, please contact your Landoll/Drexel Dealer.



VERY NARROW AISLE FORKLIFT



DREXEL

Division

SPECIFICATIONS

SL-66/88 SwingMast Lift Truck

6,000 lb. and 8,000 lb. Capacity

DIMENSIONS

TRUCK

SL-66	E	F	G	H	I	J	K	L	M	N	O	P	Q	R	S	T	U	V
IN.	23	56	24	104	4	39	88	50	42	30*	3	28°	10°	24	42	100	24	43
CM.	58	141	62	262	11	99	224	127	107	76*	8			61	107	254	61	109
SL-88																		
IN.	23	56	28	107	4	39	88	56	42	30*	3	25°	10°	24	42	103	24	43
CM.	58	141	72	272	11	99	224	142	107	76*	8			61	107	261	61	109

Notes:

- * Shift with mast in 'front' position equals 22" (56cm).
- ** Indicates mast available on SL-66 only. Capacity with Quad Mast is limited to 4,500 lbs./2,041kg. maximum.
- + Indicates mast available on SL-88 only.

SPECIFICATIONS

		SL-66	SL-88		SL-66	SL-88
GRADEABILITY	LOADED	15%		MAST TILT	DEGREES	3° FWD./4° BACK
CAPACITY AT 24" L/C	LBS.	6,000	8,000	STEER TIRES	IN.	16.2" x 7" x 11.2"
	KG.	2,722	3,629		CM.	41 x 18 x 29
FORK SIZE (Standard) ITA CLASS II	IN.	2" x 6" x 40"		VOLTAGE	36	
	CM.	5 x 15 x 102				
LIFT SPEED (36 Volt)	EMPTY	50 FPM	40 FPM	LOWERING SPEED	EMPTY	50 FPM 35 FPM
	LOADED	15 MPM	12 MPM		LOADED	80 FPM 80 FPM
DRIVE TIRES - SL-66	IN.	18" x 9" x 12.1"		TRAVEL SPEED	EMPTY	7.4 MPH 7.2 MPH
	CM.	46 x 23 x 31			LOADED	6.9 MPH 6.7 MPH
DRIVE TIRES - SL-88	IN.	18" x 10" x 12.1"				
	CM.	46 x 25 x 31				
TRUCK WEIGHT, with BATTERY (minimum)	LBS.	18,650	20,400	MINIMUM BATTERY WEIGHT	LBS.	3,900
	KG.	8,460	9,253		KG.	1,769

MAST DIMENSIONS

MAST TYPE	A		B		C		D	
	MAX. FORK HEIGHT (IN.)	(CM.)	COLLAPSED HEIGHT (IN.)	(CM.)	FREE LIFT HEIGHT (IN.)	(CM.)	MAX. OVERALL HEIGHT (IN.)	(CM.)
TRIPLE*	140	356	85	216	46	117	182	462
TRIPLE	158	401	91	231	52	132	200	508
TRIPLE	176	447	97	246	58	147	218	554
TRIPLE	195	495	105	267	66	168	237	602
TRIPLE	220	599	115	292	76	193	262	666
TRIPLE	244	620	125	318	86	218	286	726
TRIPLE	259	658	131	333	92	234	301	765
TRIPLE	288	732	142	361	103	262	330	838
TRIPLE	336	853	158	401	119	302	378	960
TRIPLE	360	914	166	422	127	323	402	1,021
QUAD**	192	488	85	216	51	130	234	594
QUAD**	216	549	91	231	57	145	258	665
QUAD**	240	610	97	246	63	160	282	716
QUAD**	252	640	100	254	66	168	294	747
QUAD**	294	747	112	285	78	198	336	854

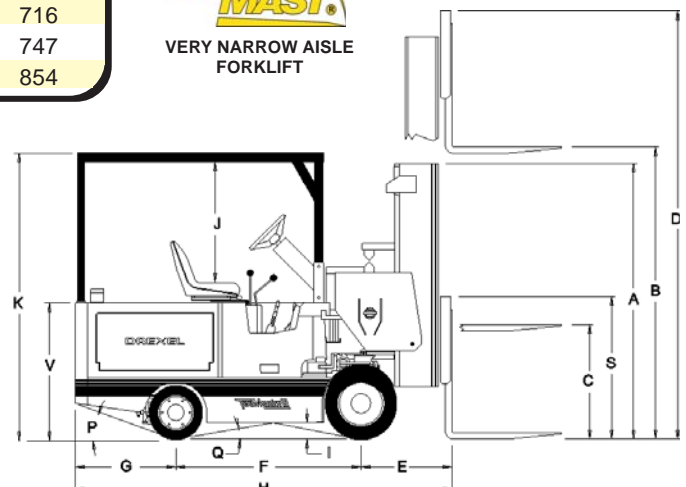
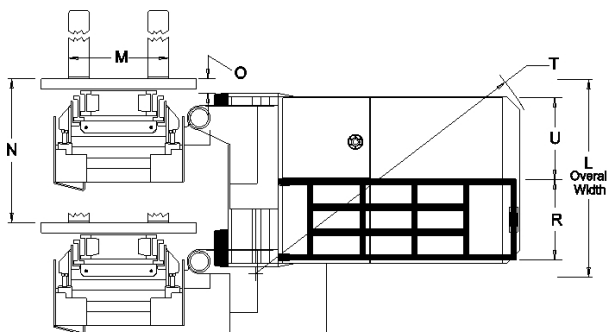
CERTIFIED ISO 9001:2000



SWING MAST

VERY NARROW AISLE FORKLIFT

ABOVE DIMENSIONS ARE BASED ON A 16" (41cm) MAST UNDERCLEARANCE.



VERY NARROW AISLE FORKLIFT